

Beating the Midwinter Blahs

changing interiors from "blah to ahhh"

When the decorations come down, don't let the midwinter blues strike. Use these 9 tips to turn "blue" to "oooh."

I. Celebrate Winter




Don't pack up the cute snowmen, snowflakes and other generic images of winter. Use them to decorate your home throughout the cold months.

II. Think Cozy and Warm



Decorate with textures that feel cozy and warm, like fuzzy throws, woolen blankets, or sweaters for your bear collection and cuddle up with steaming mugs of hot cocoa.

III. Light the Fire




Nothing is cozier than a warm, crackling fire on a cold day. Make a morning fire on a snowy day for something different and curl up with a good book.

IV. Change the Wreath



Hang a wreath on your front door or over your mantel decorated with images of winter, such as attractive branches, greenery, snowmen, mittens or winter birds.

V. Use Candlelight




Early winter darkness gives you more hours to enjoy the warmth of candlelight. Create a stunning winter scene with white candles surrounded by twigs, pine cones, acorns and imitation snow.

VI. Don't let Clutter Give you the Doldrums




Whisk piles of papers away to the trash or to file. Let organization physically and mentally allow you to enjoy the rest of the winter season. Organize first so you can glamorize later. Then you can relax with a hot cup of cocoa!

VII. Incorporate White



Reflect the snowy landscape with accent pieces in crisp white. Use dishes, throws, pillows, vases, or decorations, either individually or

VIII. Create Luminescence



Use strings of white lights to create a glowing effect. String them along the porch or around the entrance landscaping for a

IX. Create Pops of Color



When all the world seems drab and lifeless, create your own vibrancy throughout the house with colorful flowers, bright throw

in odd-numbered groupings, for a clean, fresh look. Silver and gold also create a magical feel.

friendly welcome, or layer them behind a sheer curtain to create a delightfully subtle bedroom romance.

pillows, or lively dishes, tablecloths and napkins. After all, spring is just around the corner!

If we have left you inspired, but you don't know where to start, now is the time to call for a holiday decorating consultation. We can help you pick out just the right accessories to decorate your home to a complete holiday wonderland transformation. Call us today to make your home the heart of the holiday season.

CONSULTING SERVICES

A Designz consultation focuses on your desires for your home's décor. We blend your current possessions with new selections to create your signature style. Designz principles of layering color and texture add impact while harmonizing scale. Balance and rhythm complete the composition.



AndreaDesignz.com
Voted #1, Best of Loudoun by info@AndreaDesignz.com
the Leesburg and Ashburn 703.861.1311
Today. Named "Design Queen"
by the Loudoun Times Mirror.